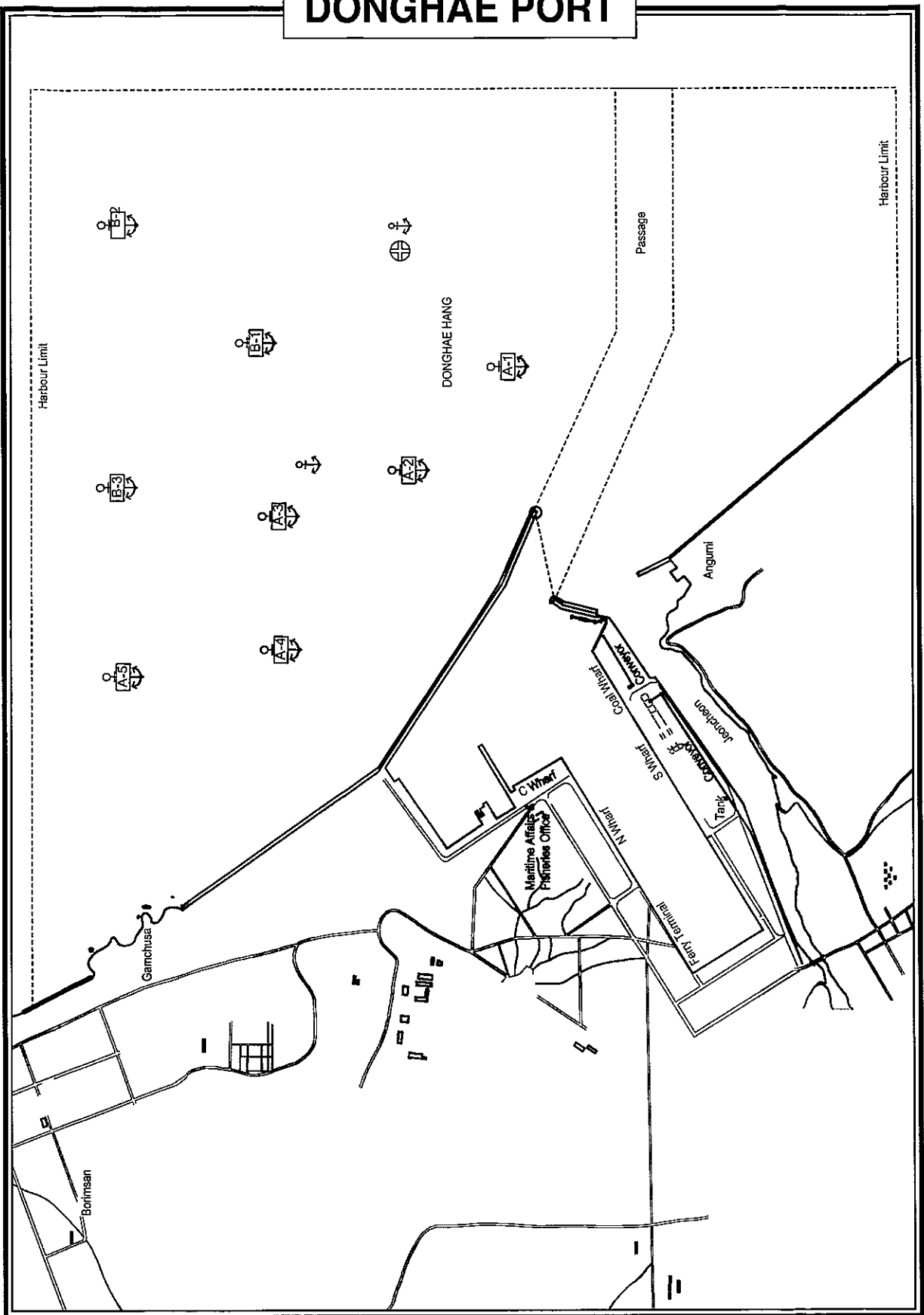
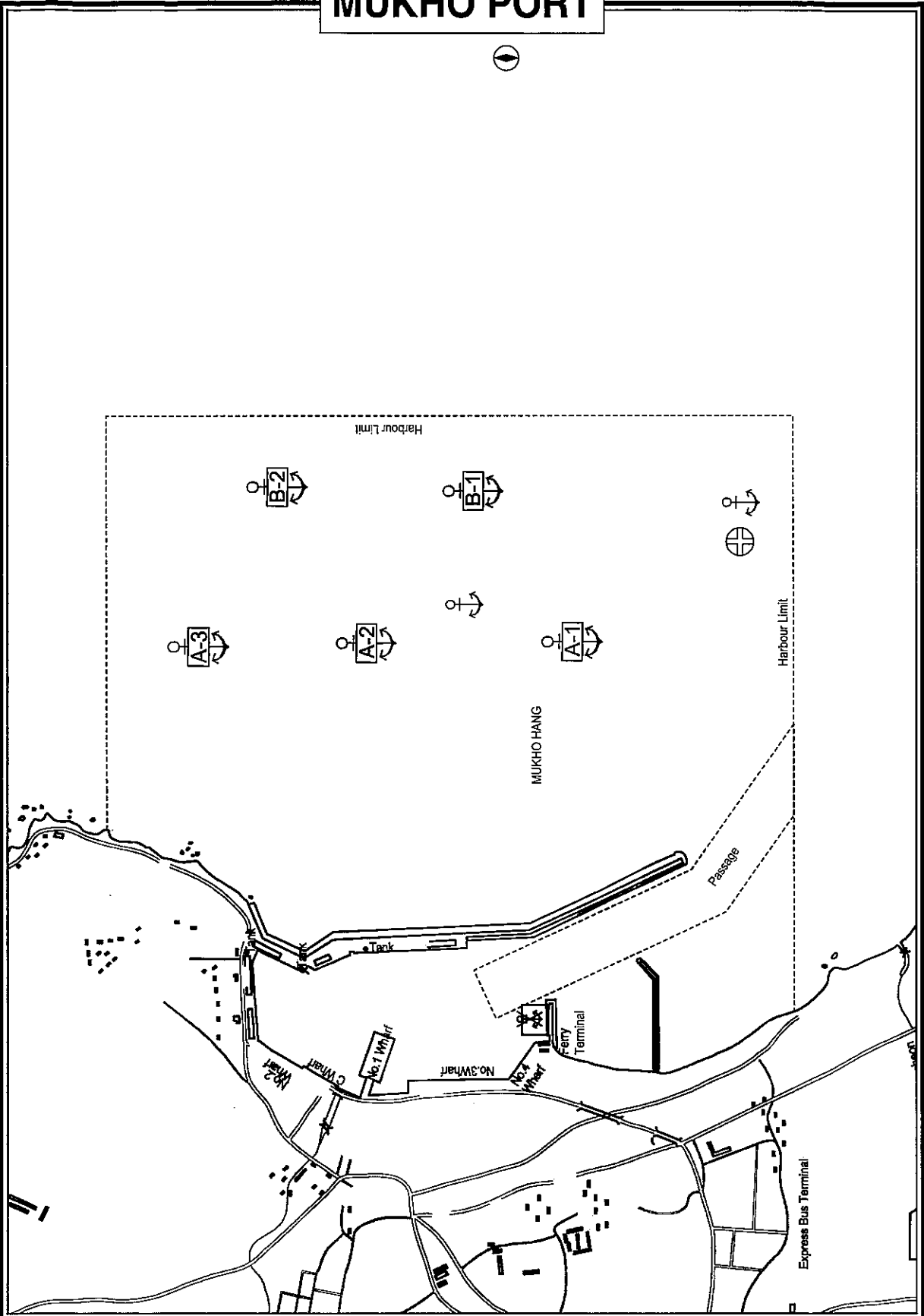


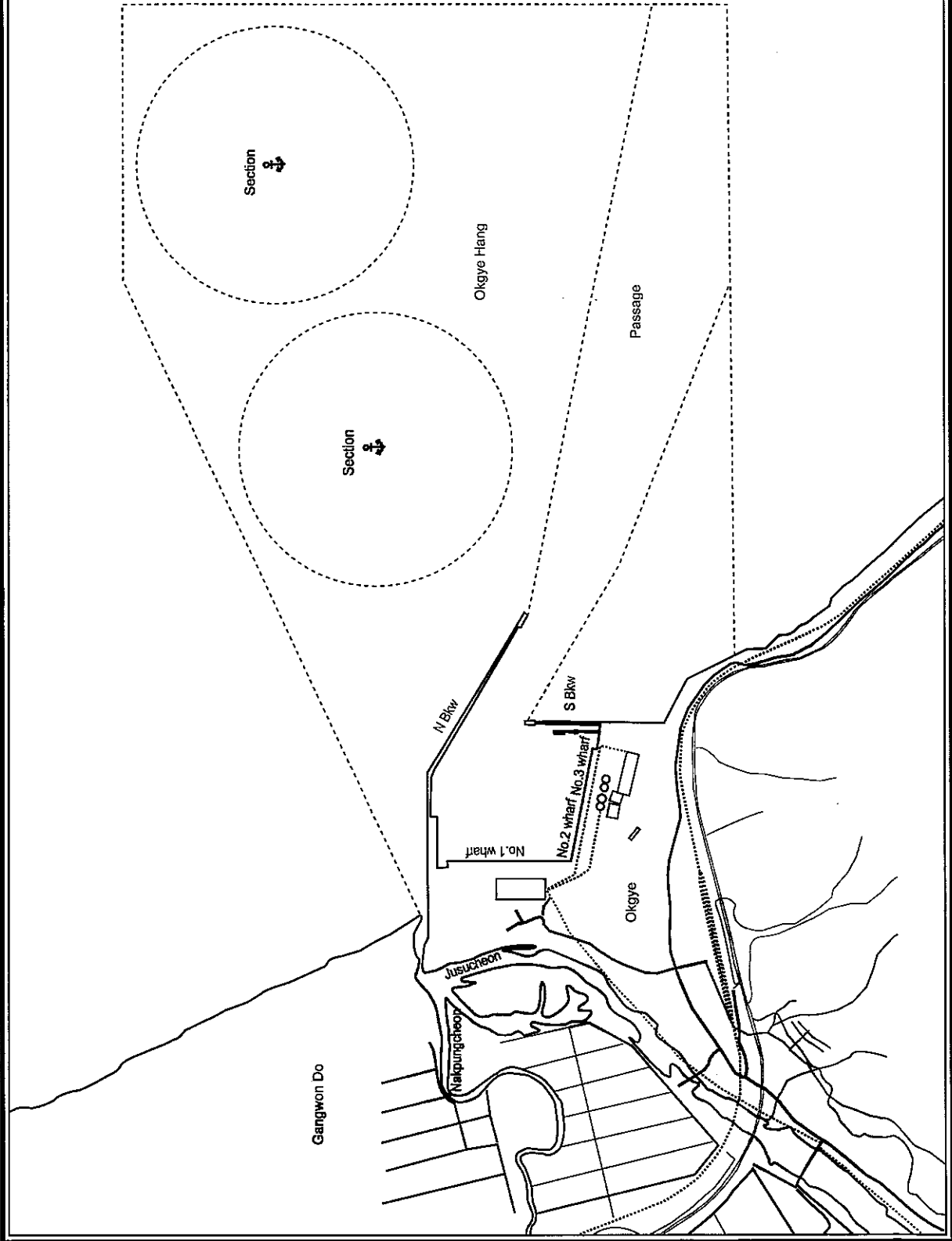
DONGHAE PORT



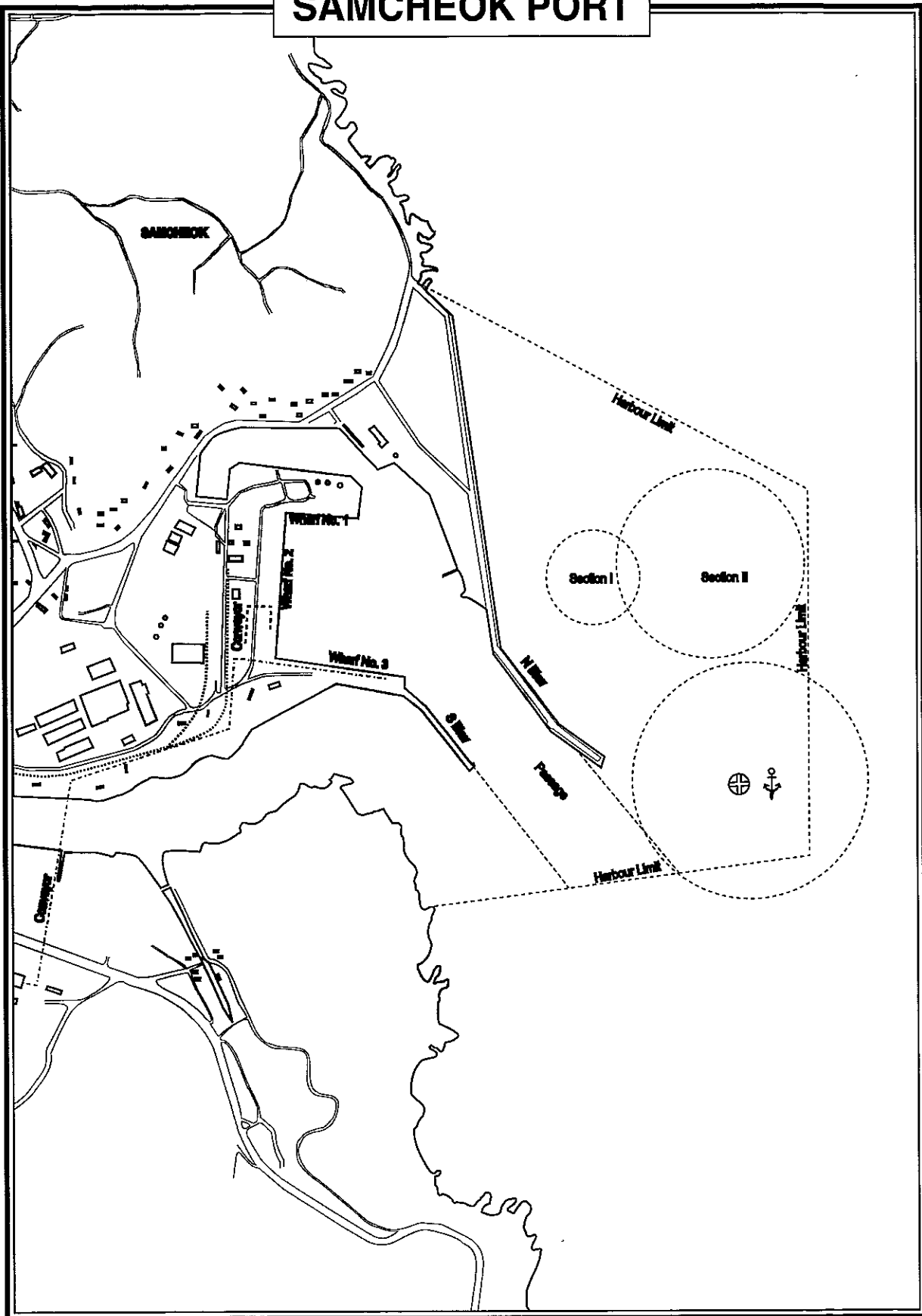
MUKHO PORT



OKGYE PORT



SAMCHEOK PORT



**• PORTS OF DONGHAE, MUKHO, OKGYE, SAMCHEOK, SOKCHO &
HOSAN**

1-1. PILOTAGE

※ Following rates temporarily applied for 18monthes(2014.07.01.~2015.12.31.)

(1) Basic rate(500GRT or less with draft 3.0m or less)

- Entering or leaving the 1st piloting point(Lat. 37-32-40N, Long. 129-09-02E) to or from the Mukho harbour ₩81,350
- Entering or leaving the 2nd piloting point(Lat. 37-29-42N, Long. 129-11-30E) to or from the Donghae harbour 81,350
- Entering or leaving the 2nd piloting point to or from the Mukho harbour 84,520
- Entering or leaving the 2nd piloting point to or from the Okgye harbour 173,250
- Entering or leaving the 2nd piloting point to or from the Samcheok harbour 81,350
- Entering or leaving the 3rd piloting point(Lat. 37-25-40N, Long. 129-12-52E) to or from the Samcheok harbour 81,350
- Entering or leaving the 4th piloting point(Lat. 37-37-22N, Long. 129-06-22E) to or from the Okgye harbour 125,730
- Entering or leaving the 2nd piloting point to or from the Sokcho harbour 218,290
- Entering or leaving the 5th piloting point(Lat. 38-11-25N, Long. 128-37-22E) to or from the Sokcho harbour 144,610
- Entering or leaving the Hosan harbor piloting point(Lat. 37-11-40N, Long. 129-24-30E) to or from the Hosan harbor 146,550
- Shifting in the Mukho harbour 81,350
- Shifting in the Donghae harbour 81,350
- Shifting in the Samcheok harbour 81,350
- Shifting in the Okgye harbour 125,730
- Shifting in the Sokcho harbour 144,610
- Shifting in the Hosan harbour 125,730

(2) Additional charges and provisions

See pilot boat charge(page 59)

1-2. PILOT BOAT CHARGE

(1) Basic rate

• 1st pilot station ~ Mukho	₩97,780
• 2nd pilot station ~ Donghae	97,780
• 3rd pilot station ~ Donghae	136,600
• 4th pilot station ~ Donghae	188,360
• 4th pilot station ~ Okgye	97,780
• 5th pilot station ~ Donghae	757,720
• 5th pilot station ~ Sokcho	97,780
• Pilot station ~ Hosan Harbor	802,500
※ Above rates temporarily applied for 30month(2014.07.01.~2016.12.31.)	

(2) Additional charges and provisions

See pilot boat charge(page 59)

2. WATCHMAN SERVICE CHARGE

Subject to negotiation when it is in demand.

3. CARGO SECURING(LASHING/SHORING) AND HOLD CLEANING SERVICE CHARGE

Subject to negotiation when it is in demand.

4. LINE HANDLING SERVICE CHARGE(Effective from 1st June, 2015)

(1) Basic rate (apply to the entire Port of Donghae Area)

Tonnage of vessel	Mooring	Unmooring
under 2,000 GT	₩50,000	₩25,000
3,000	60,000	30,000
4,000	80,000	40,000
5,000	90,000	45,000
7,000	100,000	50,000
10,000	130,000	65,000
15,000	150,000	75,000
20,000	160,000	80,000
30,000	180,000	90,000
Over 30,000	200,000	100,000
Over 50,000	250,000	125,000
Over 70,000	350,000	175,000

(2) Additional charges

- Night time service add. 50% of the basic rate

Month	Time	Remark
Jan - Mar	18:00 - 08:00	3 month
Apr - Sep	19:00 - 06:00	6 month
Oct - Dec	17:00 - 07:00	3 month

- Night time service add. 50% of the basic rate
- Mid-night operation(24:00-04:00 hrs) add. 100% of the basic rate
- Holiday service add. 50% of the basic rate
- Non-office hour service add. 50% of the basic rate
- Bad weather operation (rainy and snowy operation as per weather report) add. 100% of the basic rate
- Premium for winter time(Dec. Jan. Feb. Mar.) add. 15% of the basic rate
- Shifting from ship's berth to berth add. 100% of the basic rate
(* line shifting over 100 m add. 100% of the basic rate)
- Waiting charge(per hour) add. 50% of the basic rate

(3) Line Tractor charges

- Basic rate ₩100,000

5. LAUNCH SERVICE CHARGE

(1) Basic rate(from the launch station per trip)

Port of Donghae					
Anchorage	Code	WGS-84 coordinate	Tonnage of vessel	Rate	Sailing away
A-1	WAA-01	N 37-29-55, E 129-09-27 (Radius 280M Diameter)	under 30,000	₩200,000	under 2.0 miles
A-2	WAA-02	N 37-30-10, E 129-09-07 (Radius 280M Diameter)	under 30,000		
A-3	WAA-03	N 37-30-31, E 129-08-58 (Radius 280M Diameter)	under 30,000		
A-4	WAA-04	N 37-30-3, E 129-08-32 (Radius 250M Diameter)	under 10,000		
B-1	WAB-01	N 37-30-34, E 129-09-31 (Radius 400M Diameter)	under 50,000		
Q/S	WAQ-01	N 37-30-10, E 129-09-51 (Radius 500M)	-		
A-5	WAA-05	N 37-29-55, E 129-08-26 (Radius 250M Diameter)	under 10,000	250,000	under 3.5 miles
B-2	WAB-02	N 37-30-56, E 129-09-54 (Radius 400M Diameter)	under 50,000		
B-3	WAB-03	N 37-30-56, E 129-09-54 (Radius 400M Diameter)	under 50,000		
Port of Mukho					
A-1	WAA-01	N 37-32-34, E 129-09-42 (Radius 200M Diameter)	under 5,000	300,000	under 4.0 miles
B-1	WAB-01	N 37-32-43, E 129-08-02 (Radius 250M Diameter)	under 10,000		
Q/S	WAQ-01	N 37-30-15, E 129-08-55	-		
A-2	WAA-02	N 37-29-55, E 129-07-42 (Radius 200M Diameter)	under 50,000	350,000	under 4.5 miles
A-3	WAA-03	N 37-33-12, E 129-07-42 (Radius 200M Diameter)	under 5,000		
B-2	WAB-02	N 37-33-03, E 129-08-02 (Radius 250M Diameter)	under 10,000		
Samcheok		Inner harbor		₩450,000	under 6.5 miles
Okgye		Inner harbor		550,000	under 10.5 miles
hosan		Inner harbor		1,100,000	Over 20.0 miles

(2) Additional charges

- Wating time per half an hour add. 50% of the basic rate
- Night time service add. 50% of the basic rate
- Midnight time service add. 100% of the basic rate
- Holiday service add. 50% of the basic rate
- Non-office hour service add. 50% of the basic rate
- Bad weather operation (rainy and snowy as per weather report)
..... add. 50% of the basic rate
- Premium for winter time(Dec. Jan. Feb. Mar.) add. 50% of the basic rate

* Remarks : Except in special cases, does not look this when set sail.

- 1) When weather condition such as fermentation and sea warning.
- 2) Other marine weather deteriorated with severe flare.

6. WATER SUPPLY

(1) Basic rate(per ton)

- Supply at pier ₩8,000

(2) Additional charges

- Night time service add. 30% of the basic rate

Month	Time	Remark
Jan - Mar	18:00 - 08:00	3 month
Apr - Sep	19:00 - 06:00	6 month
Oct - Dec	17:00 - 07:00	3 month

- Night time service add. 30% of the basic rate
- Mid-night operation(24:00-04:00 hrs) add. 60% of the basic rate
- Holiday service add. 30% of the basic rate
- Non-office hour service add. 30% of the basic rate
- Bad weather operation (rainy and snowy operation as per weather report) add. 30% of the basic rate
- Premium for winter time(Dec. Jan. Feb. Mar.) add. 15% of the basic rate

* Remarks : The minimum tonnage is 10 tons. In case different

additional charges are overlapped, the larger premium only shall be charged. However, the premium for the winter time shall be unconditionally charged.

7. GARBAGE DISPOSAL SERVICE CHARGE

(1) Basic rate(per trip)

- Apply to the entire Port of Donghae Area ₩180,000

(2) Additional charges

- Night time service add. 50% of the basic rate
- Holiday service add. 50% of the basic rate
- Non-office hour service add. 50% of the basic rate
- Premium for winter time(Dec. Jan. Feb. Mar.) add. 50% of the basic rate
- Premium for summer time(Jul. Aug. Sep.) add. 50% of the basic rate

8. CHAMBER POT(PORTABLE TOILET) SERVICE CHARGE

(1) Basic rate

- Daily - 1 set (2 pots)
Service at pier nego

(2) Additional charges

- Holiday service add. 50% of the basic rate
- Non-office hour service add. 50% of the basic rate
- Premium for winter time(Dec. Jan. Feb. Mar.) add. 50% of the basic rate